



WILLIAMSON COUNTY SHERIFF'S OFFICE

JEFF HUGHES, SHERIFF

408 CENTURY COURT
FRANKLIN, TENNESSEE 37064

(615) 790-5560



To: WCSO Staff
County Commissioners
Mayor Rogers Anderson

Greetings. We are happy to provide the Monthly Report for September 2024 to you.

You may notice that the average response times this month were higher, especially the enroute-to-assigned. In reviewing the call times, Lisa Tate identified three "out of county" transports, or warrant services, that had extended times (to West TN and back, etc.). These likely had a significant effect on the increased time. We will work with ECOMM to exclude transports and warrant service in response time averages moving forward.

As always, please reach out to me if you have any questions about the data contained herein.

Sheriff Jeff Hughes

Williamson County Sheriff's Office
408 Century Court, Franklin TN 37064

Phone: (615) 790-5560 Ext. 3203

Web: WilliamsonCountySheriffTN.com

Email: County.Sheriff@WilliamsonCounty-TN.gov



WCSO Monthly Activity Report: SEPTEMBER 2024

Staffing Table

SHERIFF'S OFFICE	Actual	Vacant	Authorized Positions
Administration	2	1	3
Civilian	22	4	26
Patrol	53	8	61
CID	14	2	16
Narcotics	3	1	4
Special Ops	2	0	2
SRO	77	4	81
Court Services	34	4	38
Training	7	0	7
TOTAL	215	23	238

DETENTION	Actual	Vacant	Authorized Positions
Detention <i>TCI</i>	59	15	74
Detention <i>POST</i>	3	0	3
Civilian <i>Admin</i>	4	0	4
Civilian <i>Booking</i>	8	0	8
Civilian <i>Classification</i>	4	0	4
Civilian <i>Food Services</i>	6	1	7
Civilian <i>Maintenance</i>	3	0	3
TOTAL	87	16	103

Hiring Efforts

WCSO received 23 employment applications this month and was able to progress 17 of those into the background check stage (this includes applications from August and September). There were also seven new hires in September from applications submitted and processed in prior months: one reserve deputy, one training deputy, one SRO, and four detention deputies.

Agency Service Activity

CAD Calls for Service	JAN	FEB	MAR	APR	MAY	JUN	JUL	AUG	SEP	+/-	YTD
	5318	5206	5362	5542	5693	5590	5441	5378	5289	-89	48819

Note: Call types are categorized by problem or activity based on initial descriptions provided to Williamson County Emergency Communications. They may not reflect what responding deputies encountered upon arrival.

911 Abandoned Call	25	Fight	1	Speak to Subject	15
911 Misdialed	5	FKPD Extra Patrol	1	Special Assignment	1
911 Open Line	76	Follow Up Report	38	Stalking	1
Abandoned Auto	12	Fraud	41	Structure Fire	10
Alarm / Burglar	115	Harassing Threats	24	Suicide Attempt	1
Alarm Holdup/Distress/Panic	15	Harassment	17	Suicide Completed	1
Animal Calls - Law	26	Information Only	35	Suicide Threats	4
Assault Domestic	2	Intoxicated Person	1	Suspicious Activity	9
Assault Report - Law Only	28	Locked In Vehicle	1	Suspicious Person	19
Assist Another Agency	64	Missing Person Endangered	1	Suspicious Vehicle	33
Attempt to Contact	10	Missing Person Juvenile	1	Test Call Law	2
Auto Broken Down	74	Missing Person over 21	2	Theft from Vehicle	2
Auto Theft In Progress	1	MVC Auto	123	Theft Report	9
Auto Theft Report / Recovery	3	MVC Bus - No Kids	2	Traffic Enforcement	71
Be On The Lookout	22	MVC Injury	73	Traffic Stop	1446
Burglary In Progress	3	Narcotics	12	Trespassing	5
Burglary Report	2	Noise Complaint	3	Unknown Trouble	3
Cardiac / Respiratory Arrest	3	Open Door	8	Unruly Juvenile	7
Check Area	57	Parking Problem	3	Unwanted Subject	8
Child Abuse	5	Prisoner Transport	136	Vapor Gas Leak / Odor	3
Citizen Assist	94	Property (Lost Found Damaged)	46	Vehicle Fire	8
Civil Matter	19	Psychological Emergency	4	Warrant Service	515
Civil Standby	12	Pursuit Vehicle	7	WCSO Market Check	97
Disorder	7	Reckless Driver	14	WCSO Security Check	1266
Disorder Domestic	9	Roadway Hazard	46	WCSO Stationary Observation	202
Disorder w/ Weapon	2	Search Warrant	1	Welfare Check	37
Drug Overdose	2	Self Initiated Activity	166	Wires_Down	3
Escort	4	Shots Fired In Area	7	Grand Total	5289

Incident Based Reporting (TIBRS/NIBRS) Current as of 10/09/2024

TCA 38-10-101 mandates the reporting of crime statistics. The Tennessee Incident Based Reporting System (TIBRS) is the method whereby the state collects data on crime incidents and the elements associated with the incident.

TIBRS/NIBRS Offense Overview September 2024	Offense Totals	209
	Number Cleared	91
	Percent Cleared	43.54%
	Total Arrests	162
	Adult Arrests	123
	Juvenile Arrests	39
	Unknown Age	0

Group A Offenses	Offenses		Arrests	
	Reported	Cleared	Adult	Juv
Crimes Against Persons				
Murder	0	0	0	0
Negligent Manslaughter	0	0	0	0
Negligent Vehicular Manslaughter	0	0	0	0
Kidnapping/Abduction	1	1	1	0
Forcible Rape	1	0	0	0
Forcible Sodomy	0	0	0	0
Sexual Assault W/Object	0	0	0	0
Forcible Fondling	5	3	0	1
Incest	0	0	0	0
Statutory Rape	0	0	0	0
Aggravated Assault	9	4	2	2
Simple Assault	60	28	5	10
Intimidation	51	19	2	5
Stalking	0	0	0	0
Commercial Sex Acts	0	0	0	0
Involuntary Servitude	0	0	0	0
Group A Offenses	Offenses		Arrests	
	Reported	Cleared	Adult	Juv
Crimes Against Society				
Animal Cruelty	0	0	0	0
Drug/Narcotic Violations	17	15	7	9
Drug/Narcotic Equipment Violations	10	8	0	0
Gambling - Betting/Wagering	0	0	0	0
Gambling - Operating/Promoting	0	0	0	0
Gambling - Equipment Violations	0	0	0	0
Gambling - Sports Tampering	0	0	0	0
Pornography/Obscene Material	2	1	1	0
Prostitution	0	0	0	0
Prostitution Assisting/Promoting	0	0	0	0
Purchasing Prostitution	0	0	0	0
Weapon Law Violations	7	6	1	1

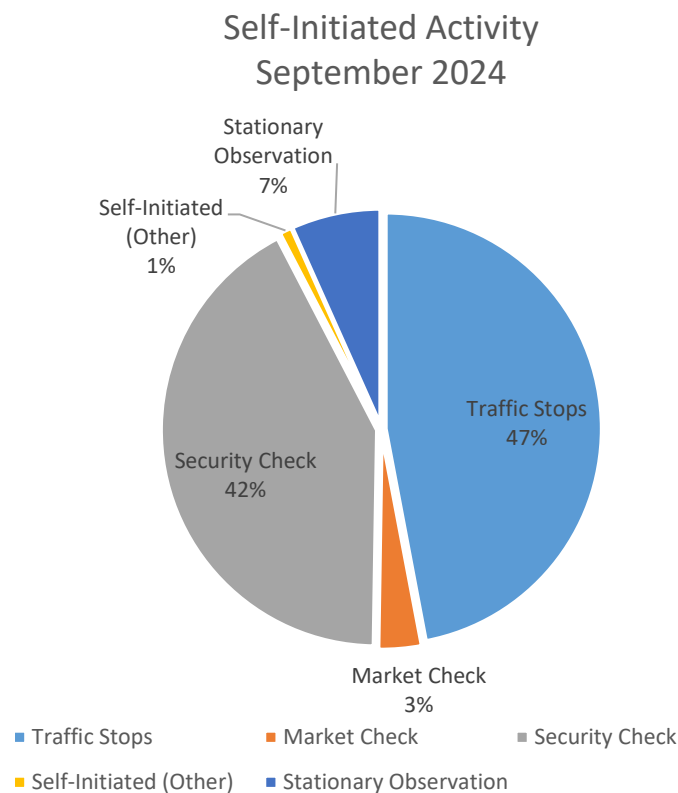
Group A Offenses	Offenses		Arrests	
	Reported	Cleared	Adult	Juv
Crimes Against Property				
Arson	0	0	0	0
Bribery	0	0	0	0
Burglary	3	0	0	0
Counterfeiting/Forgery	1	1	0	0
Destruction/Damage/Vandalism	11	1	0	0
Embezzlement	0	0	0	0
Extortion/Blackmail	3	0	0	0
Fraud - False Pretenses	12	0	0	0
Fraud - Credit Card/ATM	0	0	0	0
Fraud - Impersonation	1	0	0	0
Fraud - Welfare	0	0	0	0
Fraud - Wire	1	0	0	0
Fraud - Identity Theft	0	0	0	0
Fraud - Computer Hacking/Invasion	0	0	0	0
Robbery	0	0	0	0
Theft - Pocket-picking	0	0	0	0
Theft - Purse Snatching	0	0	0	0
Theft - Shoplifting	2	1	0	1
Theft From Building	3	0	0	0
Theft From Coin Machine	0	0	0	0
Theft From Motor Vehicle	4	1	0	0
Theft of Motor Vehicle Parts	0	0	0	0
Theft - All Other Larceny	3	1	0	0
Motor Vehicle Theft	2	1	0	3
Stolen Property Offenses	0	0	0	0
TOTAL GROUP A OFFENSES	209	91	19	32

Group B Arrests	Arrests	
	Adult	Juv
Offense		
Bad Checks	0	0
Curfew/Vagrancy	0	0
Disorderly Conduct	0	3
DUI	8	1
Drunkenness	0	0
Family-Non Violent	2	0
Liquor Law Violations	1	0
Peeping Tom	0	0
Trespass	0	0
All Other Offenses	93	3
TOTAL GROUP B ARRESTS	104	7

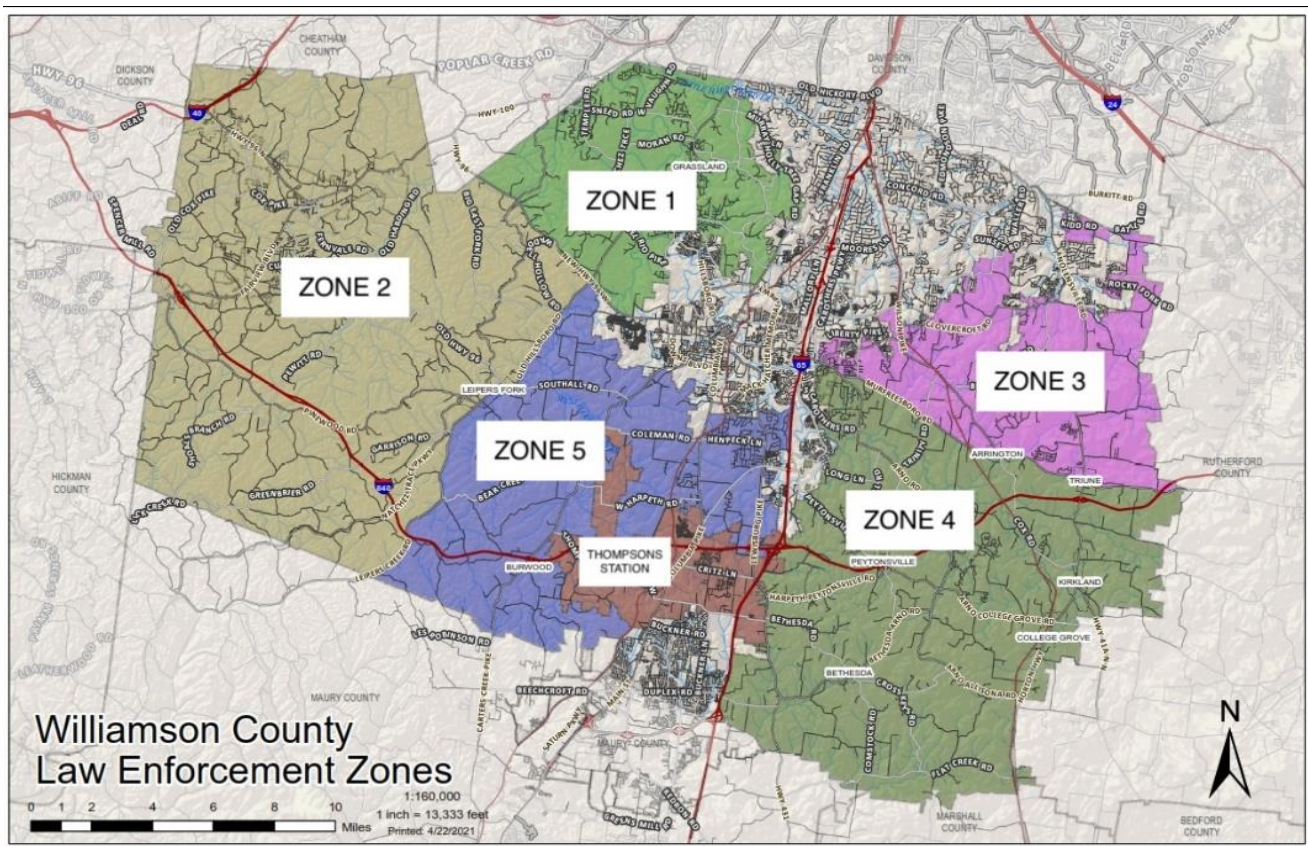
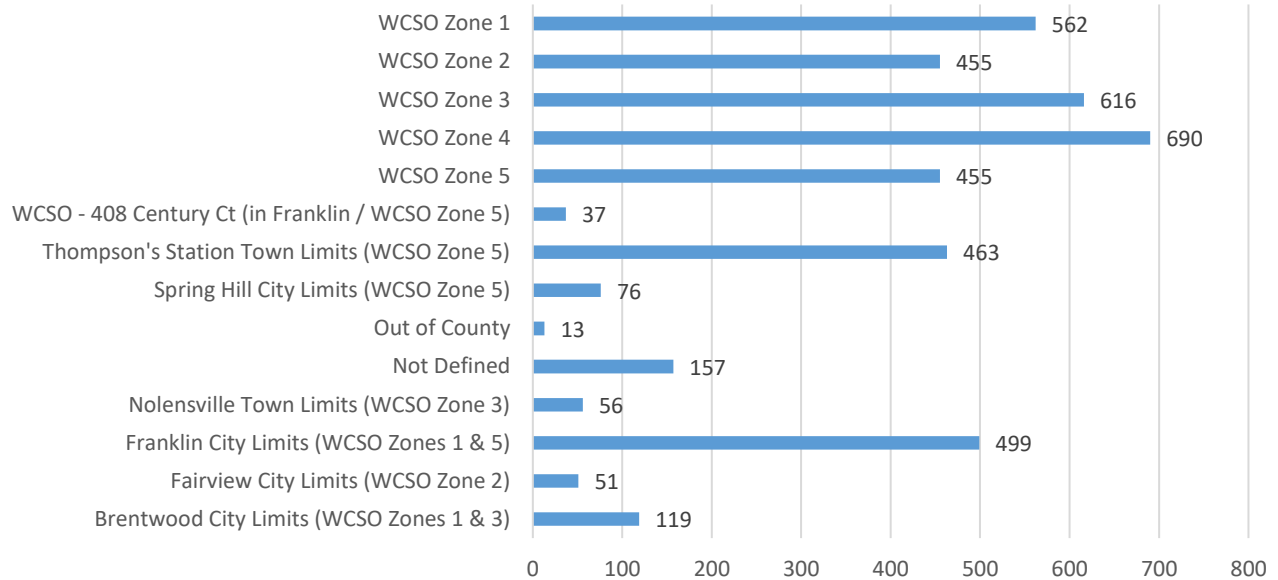
PATROL/K-9/TRAFFIC

	JAN	FEB	MAR	APR	MAY	JUN	JUL	AUG	SEP	+/-	YTD
Total WCSO CAD Activity	5318	5206	5362	5542	5693	5590	5441	5378	5289	-89	48819
Patrol/K-9/Traffic Activity	4522	4282	4513	4525	4678	4677	4549	4259	4212	-47	40217
% Patrol of All Activity	85.03%	82.25%	84.17%	81.65%	82.17%	83.67%	83.61%	79.19%	79.64%	0.44%	82.38%
Traffic Stops	1027	1259	1363	1316	1192	1573	1485	1253	1413	160	11881
Market Check	118	81	71	112	97	99	106	88	97	9	869
Security Check	1871	1568	1725	1583	1684	1649	1513	1361	1266	-95	14220
Self-Initiated (Other)	22	16	15	25	37	22	20	18	28	10	203
Stationary Observation	343	263	223	234	239	155	171	227	201	-26	2056
Total Patrol Self-Initiated Activity	3381	3187	3397	3270	3249	3498	3295	2947	3005	58	29229
% Patrol Activity Self-Initiated	74.77%	74.43%	75.27%	72.27%	69.45%	74.79%	72.43%	69.19%	71.34%	2.15%	72.68%
Avg Response Time Assigned to Arrived	15:06	21:56	14:35	14:49	14:34	16:25	15:02	15:27	15:51	0:24	15:53
Avg Response Time Enroute to Arrived	13:21	20:04	13:07	13:11	12:42	14:30	12:28	13:07	14:18	1:11	13:59

Note: July response time averages excludes one outlier call incident. This CAD incident (a follow up report from 07/04/2024) was strictly phone call-based with no physical enroute or arrival time, and was reopened/reassigned later the same day to associate a relevant phone call. This heavily skews "enroute" and "arrival" times and including it ultimately depicts inaccurate response time averages.



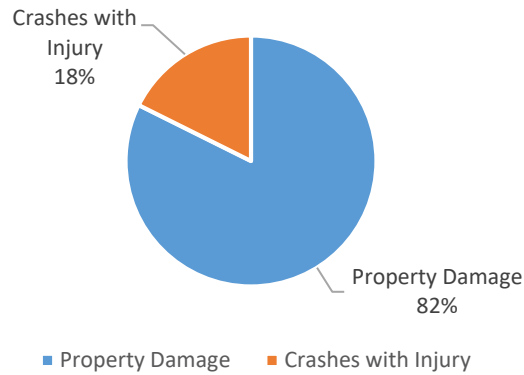
Patrol/K-9/Traffic Activity by Area September 2024



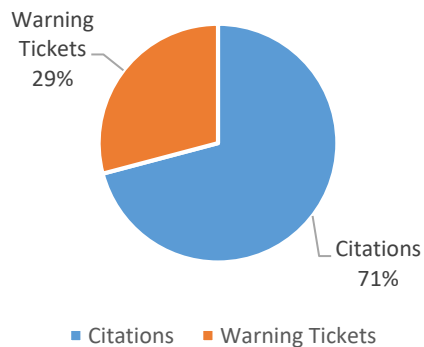
Traffic Efforts, K-9 Utilizations

	JAN	FEB	MAR	APR	MAY	JUN	JUL	AUG	SEP	+/-	YTD
Crashes Worked by WCSO	89	96	77	101	118	79	59	75	102	27	796
Property Damage	75	78	64	85	102	63	51	63	84	21	665
Crashes with Injury	14	18	13	16	16	16	8	12	18	6	131
DUI Arrests	4	9	4	13	7	2	12	10	9	-1	70
Citations Issued	372	418	520	516	456	679	544	428	572	144	4505
Warning Tickets Issued	110	124	163	172	150	333	188	159	235	76	1634
K-9 Utilizations	19	15	9	11	19	21	16	16	21	5	147

Crashes Worked by WCSO
September 2024

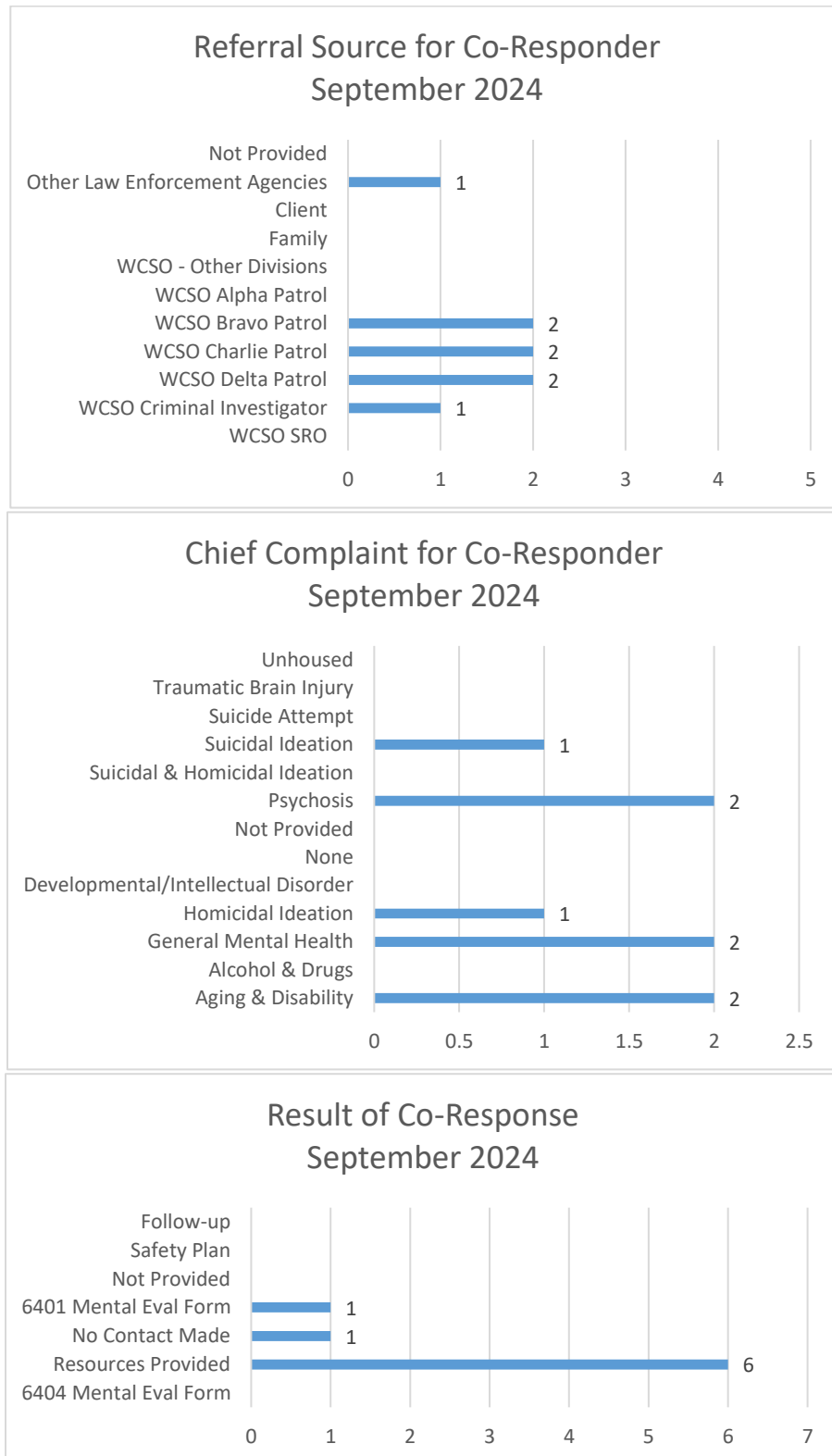


Traffic Citations and Warnings
September 2024



Mental Health Co-Responder

Since 2022, WCSO partners with Volunteer Behavioral Health Care System through grant funding for a co-responder program to improve response to mental health crises in this county. They assisted with nine calls in September (data available for eight):



INVESTIGATIONS

	ACTIVITY	JAN	FEB	MAR	APR	MAY	JUN	JUL	AUG	SEP	+/-	YTD
Investigations	New Cases Assigned	68	33	32	31	39	24	18	23	42	19	310
	Cases Worked <i>(incl. monthly carryover)</i>	229	218	215	213	208	206	194	191	206	15	1880
	Cases Unfounded	16	9	10	18	10	5	5	13	11	-2	97
	Cases Cleared by Exception	6	4	10	7	6	7	2	4	7	3	53
	Cases Cleared by Arrest	10	3	5	4	3	2	7	5	3	-2	42
	School Involvements	8	7	10	14	7	4	3	3	14	11	70
Digital Forensics	Devices Submitted to DF Lab	38	75	28	58	67	18	34	48	64	16	430
	Data Examined <i>(Terabytes)</i>	2.45	2.63	25.48	4.08	14.19	0.96	1.83	3.90	23.10	19.20	78.62
Internet Crimes Against Children	ICAC New Cases	3	4	12	9	6	7	5	16	3	-13	65
	ICAC Subpoenas Served	2	2	5	1	5	0	9	0	5	5	29
	ICAC Search Warrants Executed	2	3	4	3	4	1	7	3	3	0	30
Polygraph	Pre-Employment	10	7	9	9	4	12	4	7	9	2	71
	Criminal	0	0	0	0	0	0	0	1	1	0	2

	ACTIVITY	JAN	FEB	MAR	APR	MAY	JUN	JUL	AUG	SEP	+/-	YTD
Narcotics Investigations	Daytime Narcotics Incidents	62	55	53	56	65	62	73	61	64	3	551
	After-Hours Narcotics Call-Outs	12	15	16	10	15	13	12	9	7	-2	109
	Undercover Buy Operations	0	4	12	10	0	3	3	2	0	-2	34
	Pending Grand Jury Indictments	4	7	15	13	0	4	6	3	4	1	56
	Search Warrants Executed <i>(Includes Digital Devices)</i>	10	11	8	7	16	9	14	11	9	-2	95

	ACTIVITY	JAN	FEB	MAR	APR	MAY	JUN	JUL	AUG	SEP	+/-	YTD
Crime Analysis	Criminal Intel Requests	45	40	19	21	37	15	17	30	23	-7	247
	Public Records/Stat Requests/Other	2	0	3	1	5	1	6	3	4	1	25
Records	Public Records Requests	128	127	84	81	101	39	101	79	94	15	834
	Background Checks	66	81	85	190	109	92	104	81	82	1	890
	Public Fingerprints	32	34	23	42	31	34	35	42	28	-14	301
	Expungements Received	1635	98	118	92	107	113	118	86	159	73	2526
	Reports Reviewed or Processed	488	593	514	678	595	446	429	628	609	-19	4980
Evidence	Cases Processed with Evidence	57	57	44	89	67	62	56	60	43	-17	535
	Dash/Body Cam Video Requests	4	3	40	82	38	32	N/A	N/A	N/A	N/A	N/A

Note: In July, WCSO began transitioning to a new body and dash cam video system. During this process, videos from the previous system are not fully available and requests cannot be processed during this time. Video request totals are also pending. WCSO is actively working to resolve this and will respond to requests as soon as possible and update totals in future monthly reports.

SPECIAL OPERATIONS

Special Operations Sergeant Richard Colvin retired in September after an impressive 33 years of service. Over the course of his career, Richard worked in every division except criminal investigations, and was an inaugural member of several specialized units, including Swift Water Rescue. We thank Richard for all his efforts and wish him well in his next adventures.

Aviation

Aviation performed overwatch for a residential search warrant and two high-risk warrant services. Additionally, they flew searches or pursuits for a suspicious subject allegedly following a female in a park, a juvenile missing at night, an unknown impaired driver, two vehicle pursuits, and a hit-and-run suspect. Aviation also assisted other agencies including Spring Hill PD in a foot pursuit, and the DEA with overwatch on a narcotics investigation. For community interaction, Air1 flew to Grace Christian Academy for a show and tell about the helicopter to the kindergarten classes.

Aviation	ACTIVITY	JUL	AUG	SEP	+/-
	Pursuit/Search & Overwatch	1	1	3	2
	Missing Person Searches	1	1	1	0
	Patrol and Training	9	14	19	5
	Assist Other Agencies	1	1	2	1
	Maintenance & Parts Runs	0	0	1	1
	Funeral Flyovers	0	1	0	-1
	School or Public Events	2	2	1	-1
	Parades	0	0	0	0
	Water Rescues	0	0	0	0
	Avionics Meetings	0	0	0	0
	Total Flights	13	20	28	8
	Total Flight Mission Objectives	14	20	32	12

SWAT, Swift Water Rescue, and Crisis Negotiations

SWAT had no activations but performed two monthly team trainings.

Swift Water Rescue had no activations. They held their routine monthly team training, and two members attended a three-day Swift Water Rescue Level I course held in the Ocoee River in East Tennessee.

Crisis Negotiations Team had no activations. They held their monthly team meeting/training, and welcomed a new member to their team (Patrol Deputy Laura Wiessing).

SCHOOL RESOURCE OFFICERS (SRO) & CRIME PREVENTION

SRO Activity

SRO ACTIVITIES	SYSTEM	ELEM	MIDDLE	HIGH	TOTAL
Special Event Security and Attendance	WCS	17	78	82	177
	FSSD	2	15	N/A	17
Faculty Assistance	WCS	936	448	656	2040
	FSSD	86	39	N/A	125
Student Assistance	WCS	742	279	450	1471
	FSSD	84	12	N/A	96
Classroom Lectures	WCS	27	16	2	45
	FSSD	0	1	N/A	1
Reported Offenses	WCS	5	26	70	101
	FSSD	1	8	N/A	9
In-School Arrests	WCS	0	7	29	36
	FSSD	0	0	N/A	0
Other Activities	WCS	463	191	400	1054
	FSSD	67	23	N/A	90

Crime Prevention

WCSO was present in both the schools and community as our students settled into the school year and several popular annual community events occurred. Starting in Allendale Elementary, the DARE program returned to Williamson County Schools. Additional schools have expressed interest in bringing the DARE program to their campuses as well. The yearly visit to Inge-Smith Preschool introduced Deputy Taylor and the Sheriff's Office as the children's friends and protectors. College Grove and Bethesda Libraries both hosted annual Story Time with a Sheriff, where Deputy Taylor read a short story to the children, visited with the children and parents, and fielded any questions.

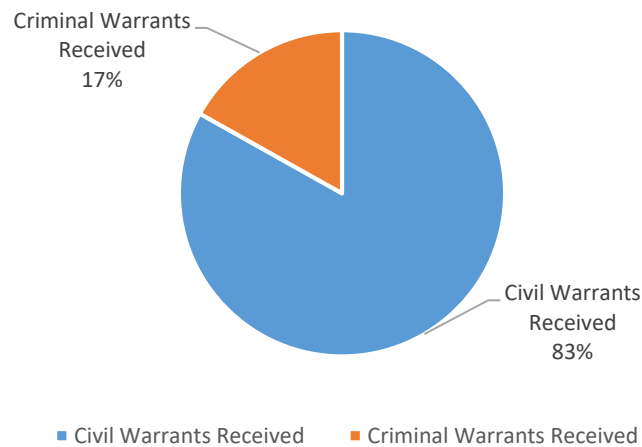
The City of Franklin hosted their 25th annual 5K on September 2nd and our WCSO booth was set up on the square during the event. The Gathering Church on 840 hosted their second annual Classic Car Show on September 14th showcasing over 20 classic vehicles. WCSO's presence and support of the event both years has been welcome and well praised. After a residential burglary occurred at the end of August, the Old Natchez Community chose to hold a safety meeting at the end of September where Deputy Taylor led the discussion on connected community safety and practical steps to harden their homes. Their community ultimately decided at the end of the meeting to begin developing a neighborhood watch program.

The monthly county convenience center checks were also performed to replace any boxes if needed and to restock personal-sized litter bags. Crime Prevention spent approximately 16 hours in community immersion during September.

COURT SERVICES

Court Services	ACTIVITY	JUL	AUG	SEP	+/-
	Court Dockets	152	122	117	-5
	Inmates Before the Court	325	443	451	8
	Out of County Transports	97	84	90	6
	Warrants Served	76	96	101	5
	Mental Health Transports	19	15	19	4
	Out of State Extraditions	11	10	15	5
Warrants	Civil Warrants Received	1442	1344	1227	117
	Civil Warrants Served	1551	1394	1183	211
	Orders of Protection Served	29	16	18	2
	Out of County Transports	6	10	10	0
	Subjects Arrested	46	56	38	-18
	Criminal Warrants Received	196	257	249	-8
	Warrants Served - Division	57	77	48	-29
	Warrants Served - Agency	175	196	174	-22
	Active Criminal Warrants	5602	5663	5636	-27

Warrants Received by WCSO
September 2024

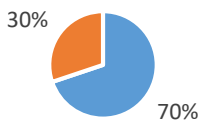


No Sheriff's Sale occurred in September, and no arrests were made under the efforts of the US Marshals Task Force.

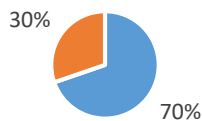
DETENTION

	ACTIVITIES	JUL	AUG	SEP	+/-
Population	Average Daily Pop	329	307	307	0
	Avg Male Pop	271	254	252	-2
	Avg Female Pop	58	53	55	2
Bookings	Total Booked	567	606	544	-62
	Males Booked	407	437	380	-57
	Females Booked	160	169	164	-5
Releases	Total Released	589	612	532	-80
	Males Released	422	443	371	-72
	Females Released	167	169	161	-8
Warrant Service	Warrants Served by Detention	33	42	25	-17
Medical	Dental Visits	0	3	0	-3
	Doctor Appts & Procedures	22	12	16	4
	In-House Provider Visits	42	35	27	-8
Kitchen	Total Meals Served <i>(includes Juvenile Detention)</i>	34,033	31,955	31,092	-863
	Avg Meal Cost per Meal	\$2.43	\$2.00	\$2.20	\$0.20
	Avg Meal Cost per Inmate per Day	\$7.30	\$6.00	\$6.60	\$0.60
Detention Transports	Total Transports	17	17	22	5
	Scheduled	5	8	17	9
	Emergency/Unscheduled	12	9	5	-4
	Total Staff Hours	102	43.5	170	126.5
Litter Grant	Total Workers Utilized	41	68	93	25
	Dump Sites Removed	2	4	6	2
	Litter Collected <i>(lbs)</i>	2,375	5,500	9,695	4,195
	Recycling Collected <i>(lbs)</i>	435	1,645	3,025	1380
	County Roads Cleaned <i>(miles)</i>	28	43.8	37.9	-5.9
	State Roads Cleaned <i>(miles)</i>	0.1	3.8	9.2	5.4
	Cemeteries Cleaned/Mowed	20	17	9	-8

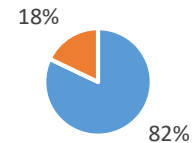
Detention Bookings
September 2024



Detention Releases
September 2024



Population Averages
September 2024



■ Males Booked ■ Females Booked

■ Males Released ■ Females Released

■ Avg Male Pop ■ Avg Female Pop

The Litter Crew had less cemetery cleanup and no EMA tower cleanings as the drought limited grass growth, but assisted with prepping for the county surplus auction, and the setup/takedown at Walker Baptist Church's Fish Fry Fundraiser.

TRAINING

TRAINING EVENT	ATTENDEES									+/-	YTD
	JAN	FEB	MAR	APR	MAY	JUN	JUL	AUG	SEP		
Agency Hosted Training (40 HRS)				9						0	9
Agency Hosted Training (16 HRS)							64			0	64
Agency Hosted Training (9 HRS)					11					0	11
Agency Hosted Training (2 HRS)									56	56	56
Annual Firearms, Red Dot Transition (16 HRS)			83	29		54	11		12	12	189
Annual Rifle (8 HRS)							58			0	58
Basic GLOCK Operator's Course (32 HRS)			6							0	6
Basic Rifle Operator's Course (24 HRS)			6		3					0	9
Continuing Ed (8 HRS/Day)			6							0	6
Detention Training Academy (80 HRS or Varied)	12	16		12	10			18		-18	68
Detention Training Academy (36 HRS)							7			0	7
Emergency Vehicle Operations (2 HRS)					13					0	13
Glock Swap (2 HRS)			69							0	69
New Handgun Issue (1 HR)		34		2	1	1		6		-6	44
Open Range (4 HRS)	6		8	11	11		5	12	5	-7	58
Other Training (AXON, Mental Health, Etc.) (3 HRS)							81			0	81
Outside of the Agency Training (Varied)				10			4		1	1	15
P.O.S.T. In-Service (24 HRS)				58		64			47	47	169
Remedial Firearms Training (8 HRS)				2	3					0	5
Staff Continuing Education Training (Varied)				1	1	1	1		1	1	5
SWAT (10 HRS)			25							0	25
Swift Water (8 HRS)			10							0	10
T.C.I. In-Service (40 HRS)			12						13	13	25
Total Personnel Trained	18	50	225	134	53	120	231	36	135	99	1002
Total Training Hours	888	2864	2852	3238	1066	6570	2691	3618	2052	-1566	25839

Prepared: 10/11/2024 by Crime Analyst L. Tate

Sources: Central Square CAD, Southern Software RMS (records management system) and JMS (jail management system), TITAN (Tennessee Integrated Traffic Analysis Network) repository, Crime Insight (Tennessee Crime Online Statistics Website/TIBRS repository), as well as WCSO division command staff and additional personnel.